



GIRL GUIDES
AUSTRALIA

GIRL GUIDES CLEAN UP TOOLKIT

All you need to know
to host a Clean Up!



CLEAN UP AUSTRALIA & GIRL GUIDES AUSTRALIA

Girl Guides Australia and Clean Up Australia are teaming up to help Leaders and Girl Guides help make our community greener!

We believe girls and young women can play a positive role in protecting and restoring the places where we live, study, work, and play.

We're asking all Girl Guides to come together to Clean Up our local streets, parks, and waterways, setting a powerful example for responsible waste disposal and a cleaner future!



WELCOME!

This toolkit is designed to support Girl Guide leaders and their units plan and host a fun, safe, and impactful Clean Up event.

Check out the [How-To Videos and FAQs](#).

For more information contact youth@girlguides.org.au



What's Inside

| | |
|---|----|
| Part 1: Getting started | 3 |
| Part 2: Promote your Clean Up event | 7 |
| Part 3: Running your event | 15 |



GETTING STARTED

Clean Up Australia has been working to inspire communities to take practical action for the environment for over 35 years.

Getting involved with Clean Up Australia is a powerful way to make a real difference in your local community and environment.

Here's how you can get started!



- Step 1 – When: Choose a date to Clean Up - could be today!
- Step 2 – Where: Choose a location to Clean Up ([how to choose a Clean Up site](#))
- Step 3 – Register: Register your clean up to get your free materials
- Step 4 - Clean Up Grab your yellow gloves and invite your friends to Clean Up!

REGISTER WITH CLEAN UP AUSTRALIA

WHY REGISTER YOUR CLEAN UP?

Register your Unit's Community Clean Up and:

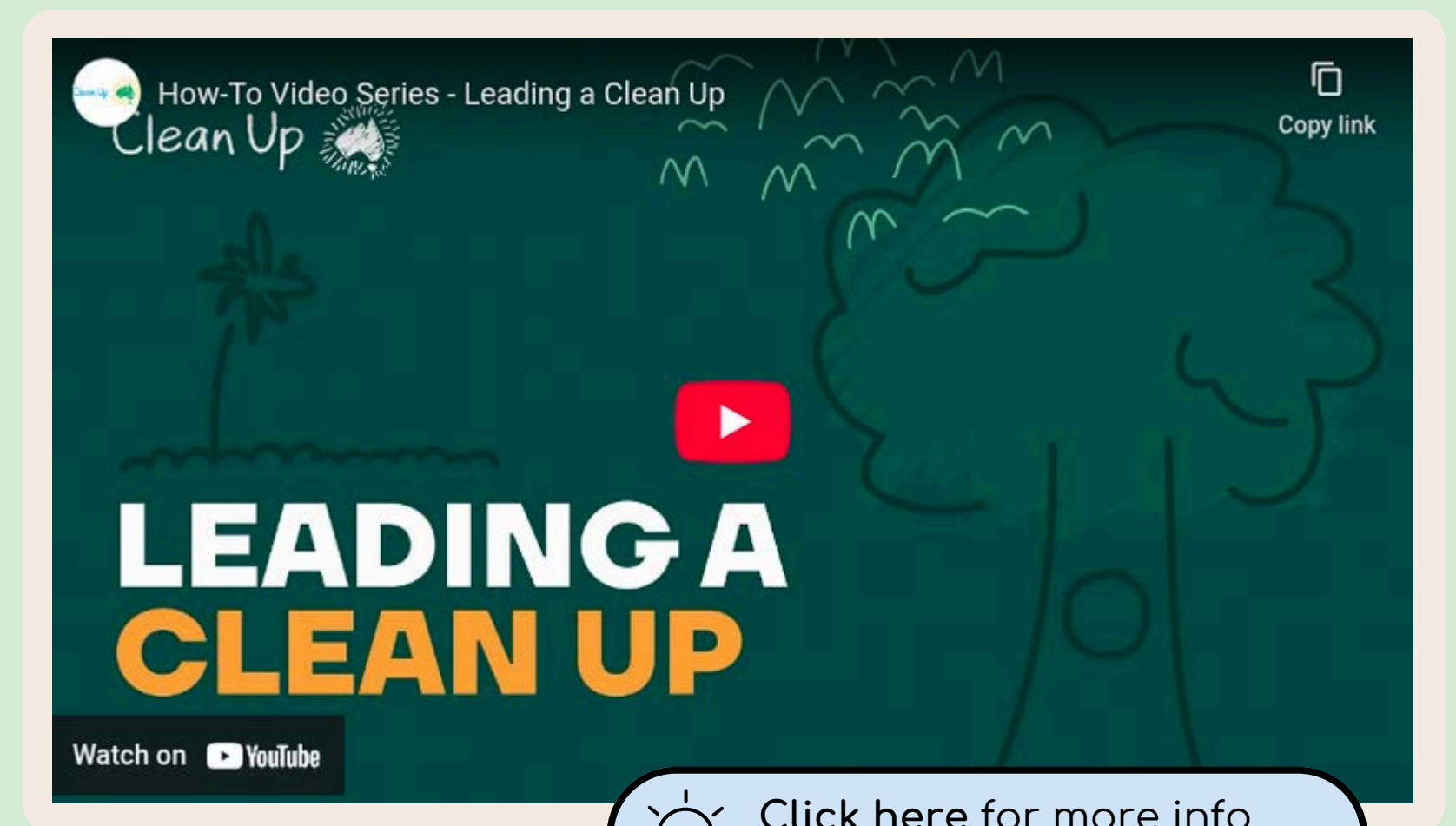
- You get an event page with all your Clean Up details
- We will send you a free Clean Up kit including bags, gloves, information and promotional materials.
(What's in a kit?)
- Help Clean Up Australia collect important data that feeds scientific progress, policy decisions and important funding.
- Please register your Clean Up, even if you don't need any materials.



Kits can sometimes take up to 10 working days to arrive. Register early to make sure you get yours before your Clean Up.

LEADING A CLEAN UP

- As Unit Leader, or Clean Up Event Supervisor, your role is to make sure everyone feels welcome, safe, and enjoys their Clean Up experience!
- Watch the Leading a Clean Up Video for info on:
 - documents in your clean up kit
 - what to do on the day
 - packing up and rubbish disposal
- At Clean Up Australia, we acknowledge the Traditional Owners and caretakers of the land where we gather. Here is how you can include an Acknowledgement of Country in your Clean Up event.



Click here for more info, including how to choose a clean up location.

PROMOTIONAL MATERIALS

Promote your Clean Up and invite friends, family, and the wider community to come along and volunteer.

You can also encourage your community to host their own Clean Up events. Promote your Clean Up event with free downloadable materials:

- Social media tiles for Facebook and Instagram
- A4 and A3 Posters to print or attach to emails
- PDF thank you certificates for your volunteers

DOWNLOAD
SOCIAL TILES

DOWNLOAD
POSTERS



SOCIAL MEDIA CONTENT

Come along to our Clean Up on [Day and Date] and help us create a cleaner, greener [insert community name]!

When: [insert event date]

Where: [insert location]

More details: [insert your unique event page link]

Let's get together and make a difference!

Join our [insert location] Clean Up!

We're having a Clean Up on [insert event date] to help remove rubbish around [insert location], and we'd love you to join us.

We will have all the materials; all you need to bring is yourself. It's a great chance to have some friendly conversations while cleaning up our environment.

More info here: [insert your unique event page link]

See you there!



TAG US!



WE LOVE SHARING YOUR CLEAN UPS!

We're very social, follow us on [Facebook](#), [Instagram](#), [LinkedIn](#) and [TikTok](#)

Don't forget to tag @cleanupaaustralia when you're out there making a difference in the world.

Hashtags you can use:

[#CleanUpAustralia](#) [#CleanUp](#) [#Celebrating35Years](#)



WEBSITE / NEWSLETTER CONTENT

1

Join [insert Girl Guide Unit] for a Clean Up!

We're organising a local Clean Up at [insert location], and we'd love for you to be part of it! It's a simple, fun, and meaningful way to help care for our environment and bring people together to make a real difference.

Event name: [insert your event name here]

When: [Insert day and time]

Meeting point: [insert location]

Event and contact details: [insert your event page link or Event Supervisor details]

Can't make our Clean Up? You can host your own or join another Clean Up Event, or why not make a zero waste pledge?

Let's work together for a cleaner, healthier community!



THE CLEAN UP DAY!

Once you register your event, Clean Up Australia will send you a Clean Up kit with everything you need for a successful day!

- If you don't receive your kit in time for your event, you can make a kit at home using:
 - Durable gloves (gardening /washing-up gloves work well)
 - Garbage bags or other bags
 - Tongs or garbage pickers or grabbers
- If you didn't request printed resources to be included in your kit, you can download the digital files.



Why not have a BBQ after your Clean Up to celebrate your hard work?



THE RUN ORDER

If you are the Event Supervisor, your Clean Up might follow these steps:

- 1** Unpack your Clean Up Kit and get materials ready at your meeting location.
- 2** Welcome your volunteers as they arrive.
- 3** Brief your volunteers on how the Clean Up will work and safety measures. These Clean Up Speaking Notes can help you know what to cover.
- 4** Agree on a time to return to the meeting point.
- 5** Count the contents of one rubbish bag (more info on following pages)
- 6** High fives all round – you're done!
- 7** Dispose of collected rubbish.



END OF CLEAN UP REPORT

WHY DO WE COUNT THE LITTER?

Litter data from Clean Ups helps Clean Up Australia gather national statistics on waste.

This information is vital for identifying litter trends across the country, shaping solutions, and supporting government advocacy and funding efforts.

Doing a Quick Litter Count of a sample of the litter you collect contributes to this important work.



Read the annual Litter Report and see the data in action



THE QUICK LITTER COUNT

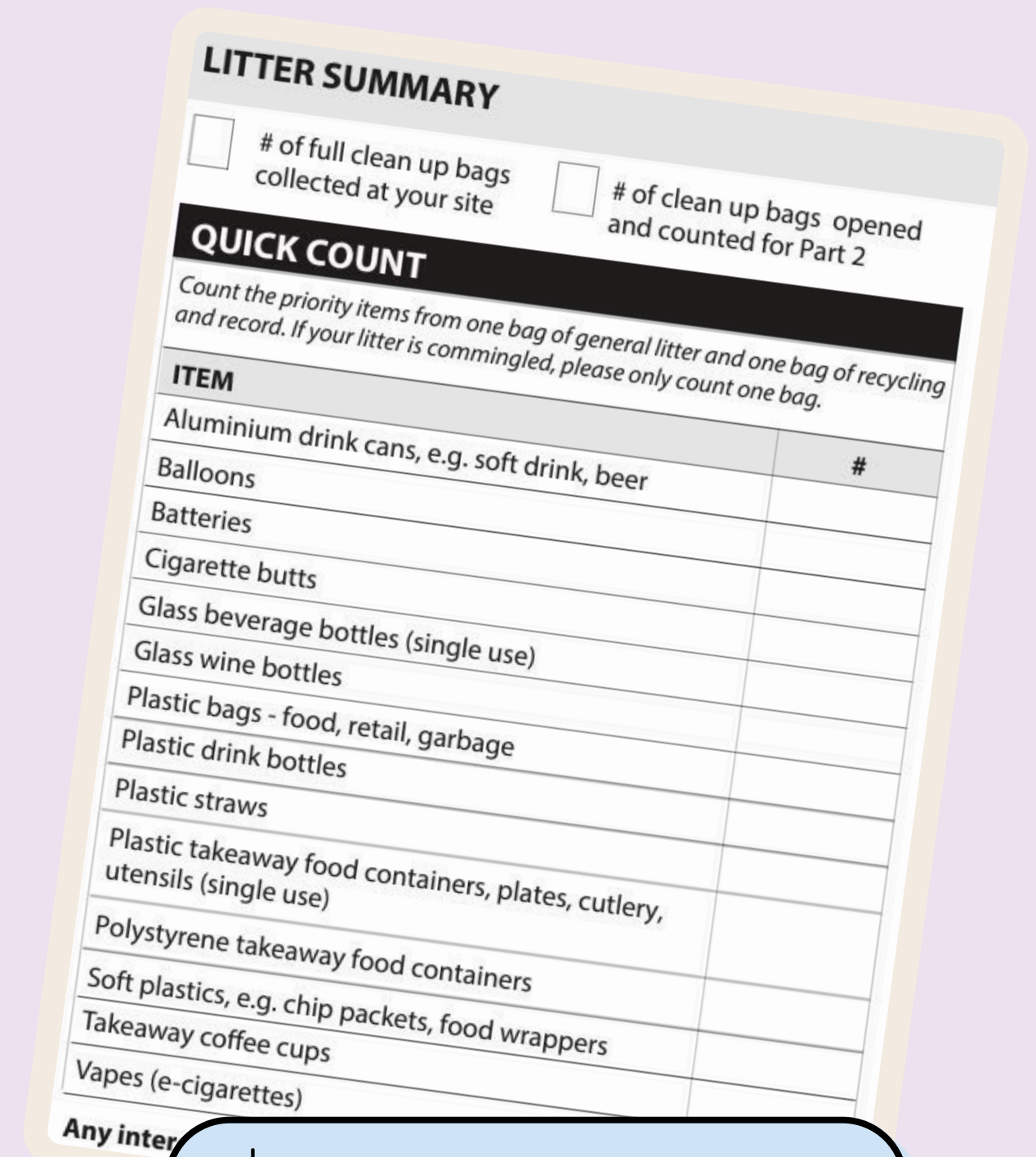
It's easy to do a Quick Litter Count and only takes a few minutes.

1 Select one of the co-mingled bags of rubbish you have collected (or one rubbish and one recycling).

2 Empty the rubbish onto a spare bag, tarp, or the ground.

3 Complete the online End of Clean Up Report OR fill out the paper form in your Clean Up Kit and send it to us via email or post (instructions are on the form).

4 Do a quick count of the Priority Items and submit (or do a comprehensive count if you have time!)



| ITEM | # |
|--|---|
| Aluminium drink cans, e.g. soft drink, beer | |
| Balloons | |
| Batteries | |
| Cigarette butts | |
| Glass beverage bottles (single use) | |
| Glass wine bottles | |
| Plastic bags - food, retail, garbage | |
| Plastic drink bottles | |
| Plastic straws | |
| Plastic takeaway food containers, plates, cutlery, utensils (single use) | |
| Polystyrene takeaway food containers | |
| Soft plastics, e.g. chip packets, food wrappers | |
| Takeaway coffee cups | |
| Vapes (e-cigarettes) | |
| Any other items | |



Quick link:
End of Clean Up Report
online form

DISPOSING OF RUBBISH

You can dispose of rubbish

- in home, business, or public bins
- or contact your local council to arrange a collection if there's a lot of rubbish.

Watch the Disposing of Clean Up Rubbish video to learn more about:

- Items you can recycle
- What to do with items that can't be thrown in kerbside bins or recycled, e.g. vapes
- Hazardous materials
- Reporting dumped or dangerous rubbish and other local problems



View Supporting Councils and their contact details.



QUESTIONS

We hope you can find all the information you need in this toolkit or at cleanup.org.au.

Don't forget to check out the [How-To Videos and FAQs](#).



For more information contact youth@girlguides.org.au





GIRL GUIDES
AUSTRALIA


Thank you from all of us at Clean Up Australia and Girl Guides Australia!

It is with your support that we can achieve the impact we have and move towards our mission to improve and conserve our environment, eliminate litter, and end waste.



Clean Up Australia's Proud Partners

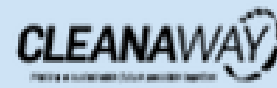
Gold Partners



coles



Silver Partners



Education Partner



Founding Partner

