

GIRL GUIDES
AUSTRALIA



DEVELOPING OUR NEW
AUSTRALIAN
GIRL GUIDING
VALUES



AN ACTIVITY PACK TO
#LISTENTOGIRLGUIDES

#LISTENTOGIRLGUIDES

Contents

Introduction for Leaders – About Our New Girl Guiding Values	02	Part 1: Prepare to launch	06
What do we mean by Values?	02	Age 5–9 Years	06
		Age 10–14 Years	06
Why are we developing new Australian Girl Guiding Values?	02	Age 14–17 Years	07
Why are we talking to Youth Members?	02	Part 2: Speak Up!	08
What is a youth consultation?	03	Brainstorm Sticky Notes	08
Why is a youth consultation useful?	03	Value Charades	09
		Value Keys	10
How does this consultation sit alongside our other Values activities?	03	Zines (pronounced Zeens)	11
How to use this Activity Pack	04	Part 3: Send your answers to GGA	12
How to complete the pack	04	Thanks & What’s Next	12
Part 1: Prepare to launch!	04	What’s next?	12
Part 2: Speak up!	04	Appendix 1: List of Values to test with Units	13
Part 3 (Leaders only):	05	Appendix 2: Keys Template	15
Let’s get started – running the youth consultation	05		



Welcome to our Girl Guiding Values Activity Pack



We have designed this **fun** activity pack to help Girl Guides of all ages to have their say as we develop a set of new Australian Girl Guiding Values.

What do we mean by Values?

Our Values are what we believe in at Girl Guides.

They guide the way we say things and do things.

You may have experienced Values in schools or workplaces. Having a clearly articulated set of Values helps everyone understand what good behaviours at Girl Guides are. This helps everyone feel safe and comfortable at Girl Guides and ensures we can work, play, and learn in harmony.

Why are we developing new Australian Girl Guiding Values?

Our Values will ensure we are all clear on what we say and what we do.

Being clear on our Values will help us achieve our Girl Guiding Mission and strengthen the Girl Guide Promise and Law. They are not designed to replace any of these existing components of the Australian Guide Program, but instead build upon them.

Australian Girl Guiding is made up of lots of different groups, Members, Volunteers, employees, parents, families, and partners. Not all these groups sign up to the Girl Guide Promise and Law. By having a set of Values, we can make it clear what ensures Girl Guiding is a great space for girls and young women.

Our new Values will inform what we do at all levels of Girl Guiding, Australia wide.

Why are we talking to Youth Members?

We are a girl-led movement. To be truly girl-led means that, at all levels, we must create meaningful spaces for Girl Guides to speak up about the impacts of decisions on them.

The Australian Guiding Program and the Girl Guide Promise and Law encourages Girl Guides to explore and develop positive Values and understanding of self.

What is a youth consultation?

A youth consultation is a meaningful youth-led activity where young people can share their opinions in a comfortable, safe, and structured environment. When you undertake a youth consultation you should do so knowing that you will act on the thoughts which have been shared by the youth who took part in it.

Consulting with young people is not simply asking young people to approve a youth project or service. Young people have broad interests and concerns. Just like any other community member, young people will have opinions on all issues that affect their community – not just on ‘youth issues.’

Why is a youth consultation useful?

Our Values will apply to everyone involved with Australian Girl Guiding: our girls and young women; our Adult Members and Volunteers, our staff and partners, and our Girl Guiding families.

For over a century, Girl Guiding has taught us how valuable it is to listen to the voices of girls and young women. Incredible outcomes can happen when girls and young women are consulted and involved in the design, delivery, and evaluation of initiatives. We know that by playing a key role in the evolution of a project, Girl Guides feel a sense of ownership and achievement. We are better placed to achieve our Mission when we have heard from girls and young women.

How does this consultation sit alongside our other Values activities?

We are engaging with everyone who is involved with Australian Girl Guiding. This is happening in different ways.

We will undertake a survey, open to our Adult Members and Volunteers, Girl Guiding families and Girl Guide staff to capture their views.

We will also be running a number of focus groups to further test and refine our top identified Values.

Once we're happy we have determined the Values that represent Girl Guides, we will launch these across Australia in early 2024. Watch this space!



How to use this Activity Pack

For many Leaders in our organisation, the idea of facilitating a youth consultation might seem daunting. We hope by following the steps laid out in this pack, you will discover how simple and rewarding it is to consult your Girl Guides and empower them to shape the Values of our organisation.

The games and activities in this pack will enable Girl Guides to share their feelings, experiences, and opinions in relation to one key question:



What are our top 5 Girl Guide Values?

How to complete the pack

The games and activities suggested in this pack can be adapted to suit Girl Guides of all ages and Units of all sizes. They emphasise girl choice and can be experienced in person or virtually depending on your local context.



Your Unit may also create your own activities to do to meet the objectives of the youth consultation. Further information on youth consultation can be found at <https://campfire.wagggg.org/book-page/what-youth-consultation>.

Part 3 must be completed as written.

Part 1: Prepare to launch!

Objective: Create your own way to introduce your Unit to the concept of a youth consultation, Values, and how the things they discuss will be used in the future.

Part 2: Speak up!

Objective: Choose at least one activity to enable the Girl Guides to answer the key question of the Values youth consultation

Part 3 (Leaders only)

Send us your youth consultation results! **Objective:** Send GGA the results of your youth consultation by **Friday 10 November**. This will help us to design a set of Values that are truly relevant to Girl Guides.



Access the survey here:

<https://girlguidesaustralia.snapforms.com.au/form/values-led-session-survey>


Let's get started – running the youth consultation

Each activity should take under 20 minutes to complete (depending on the Unit size), so you should be able to complete the whole youth consultation in one meeting.

It is important to ensure that you allow time after each activity for reflections, discussions and sharing. Those are key to completing the activities, and essential to the learning journey.

We recommend you run a quick team building session before you get started to get everyone energised and ready for the activity!


Some team building options:



Hula hoop chain – all Girl Guides stand in circle holding hands. They then need to move the hula hoop around each body without breaking hands. Add more hoops for extra challenge. You can also do this as a Patrol activity with each Patrol competing to finish first.

Rock, paper, scissors – hula hoop game – watch this video for how to play:

<https://www.facebook.com/watch/?v=622291146129738>



Line up games – ask the Girl Guides to line up in order without speaking. Options include birthdays (January to December), number of siblings, by height – tallest to shortest, etc.





Part 1: Prepare to launch!

Our first step is to set the scene by introducing the idea of a youth consultation in an age-appropriate way to the Girl Guides taking part. This will help everyone get the best outcomes.

Here are our suggestions to help you prepare to launch the youth consultation with your Unit:

Age 5–9 years

Today we are doing a special activity that other Girl Guides across Australia are doing as well!

In this activity, you will tell us what you think are our key Values here in Guides.

You might have heard Values being spoken about at your school. Values describe how we treat each other so everyone can feel safe and comfortable and can play and learn together in harmony.

What you tell us today will be combined with what Girl Guides from all around Australia had to say so we understand what you think makes Guides a great place to be.



Ages 14–17

Today we are going to take part in a youth consultation. Other Girl Guides across Australia are also taking part.

A youth consultation is an activity where young people share their thoughts and opinions and what they share is used to inform future activities.

Today we are going to talk about what Girl Guiding means to you and what Values you think best represent our organisation. What you tell us today will be used by Girl Guiding leadership from around Australia to help identify a set of key Values for Girl Guiding which we, and all Adult Members, Volunteers and Guide staff, will be able to live by, demonstrate in Girl Guiding, and share with everyone involved with Girl Guides.

Your ideas and input will be combined with feedback from Adult Guide Members, Volunteers and Girl Guide staff to make sure we have a full picture of everyone's thoughts.



Age 10–14 years

Today we are going to take part in a youth consultation. Other Girl Guides across Australia are also taking part.

A youth consultation is an activity where young people share their thoughts and opinions and what they share is used to inform future activities.

Today we are going to talk about what Girl Guiding means to you and what Values you think best represent our organisation. What you tell us today will be combined with what Girl Guides from all around Australia had to say so we understand what you think makes Girl Guides a great place to be.



Part 2: Speak Up!

Choose one or more activity from these options to set a brave and safe space for your youth consultation:


Brainstorm Sticky Notes

Time: 30 minutes

Materials: Post-It Notes, Pens, List of Values words

Suggested Age Groups: 5-17 years

Say: Today I'm going to share with you a list of words. These words can describe how things feel and can also describe how we behave. I'd like you to think about which of these words you think describe all the best things you love about Girl Guides. We'll put all the words we love up on the wall here. There might also be some words which you don't think feel like Girl Guides at all. We'll put these words up on the wall here.



Do: Write out all the Values words on individual post it notes. Working as Patrols, ask the Girl Guides to stick these words on the wall in two groups (Values they Love) and (Values they don't Love). As they sort the words, the Patrols should ask why they like or don't like each Value.

Once complete ask each Patrol to share their findings and reasons for their choices with the whole group.

Once the Values have been split into two piles, ask the Patrols to go back and work to rank the Values they Love in priority order. They can also change their groupings based on the whole group discussion.

Leaders – Record the answers in the brainstorm. Taking photos is a great way to do this. Input the most popular Values via the survey.

Optional Additional Discussion Qs for Older Girl Guides:

What steps will your Patrol take to ensure you live the top five Values you identified?

What do you think we should do if we don't see these Values in action?

What do these Values say about Girl Guides in Australia?

Are there ways you could role model our Values and behaviours even more?

Do you feel any key Values are missing?

What would you share with your peers about this experience?

Value Charades

Time: 30- 45 minutes

Materials: List of Value words, card, markers

Suggested Age Groups: 10-17 years

Say: Today I am going to share with you a list of words. These words have been written as Values and can be used to guide what we say and what we do as Girl Guides. We are going to play a game of Charades.

Do: Write all the Values words on card.

Working in Patrols, then shuffle the cards in the deck and place them face down.

Round 1: Take turns alternating between Patrols with the Patrol whose turn it is taking a card from the top of the deck.

The Patrol has 1 minute to act out what was on the card while the rest of the Unit try to guess correctly (noise or speech not allowed!).

The first Patrol to correctly guess scores a point.

If the Value is not correctly guessed after a minute ask the Patrol first and then the rest of the Unit, why this might be the case?

Then ask the Unit to vote on whether this Value should remain in the deck.

Round 2: Take turns as above but this time allow the Patrol to choose the Value they would like to act out. Complete as many rounds as time allows.


Once complete ask the Patrols to work as a Unit to sort the remaining Values into two groups (ones they relate to and ones they don't). Then ask them to rank.

Leaders record the results. Taking photos is a great way to do this. Input the most popular Values via the survey.





Value Keys

 **Time:** 30 mins

 **Materials:** List of Value words, key template, cardboard, glue, scissors, markers, pipe cleaners, extra decorations,

 **Suggested Age Groups:** 5-17 years

 **Say:** Today I am going to share with you a list of words. These words can describe how things feel and can also describe how we behave. I would like you to think about which of these words you think describe all the best things you love about Girl Guides. We will put all the words up on the wall here. There might also be some words which you don't think feel like Girl Guides at all. You are going to make a set of Value keys which will unlock what it means to be a Girl Guide.

 **Do:** Draw a key shape on a firm piece of cardboard (you can use the template in appendix 2). Cut the key shape out to be used as a template for all your Value Keys.

Place the key template on top of your plain or multi-coloured cardboard and trace the shape of the key onto the cardboard. Repeat this seven times to create seven keys and cut them out.

Use the hole punch to make a hole in the end of each key.

Write a Value on the back of each key.

Write an idea, quote, picture, or message on the other side to help you remember why you chose this Value.

Decorate your keys with texta's, glitter, and anything else you have.

Thread your keys in the order of importance to you onto the pipe cleaner. Bend and twist the pipe cleaner to form a circle like a key ring.

Compare your keys with others in your Patrol? How different are they? How many are the same?

Leaders record the results. Taking photos is a great way to do this. Input the most popular Values via the survey.


Additional Discussion/activities for Older Girl Guides:


Ask older Girl Guides to lead discussions and brainstorm message and ideas to be included in the keys that demonstrate the Values.


Research inspirational quotes that could be added to the back of the keys that show the Values.



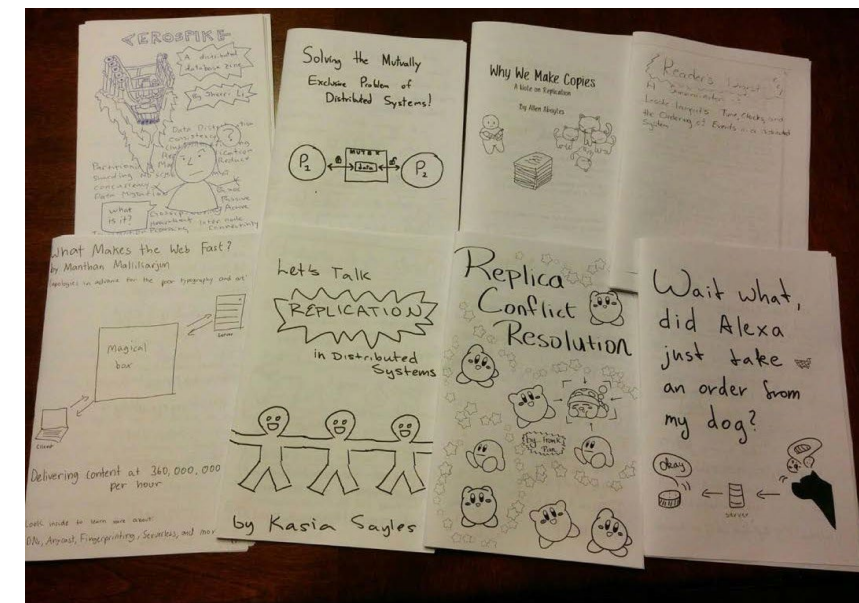
Zines (pronounced Zeens)

 **Time:** 30-45 minutes

 **Materials:** List of Value words, Zine ppt template (Attached to email), scissors, markers/pencils.


 **Suggested Age Groups:** 14-17 years

 **Say:** Today we are going to take part in a youth consultation. Other Girl Guides across Australia are also taking part.



Today we are going to talk about what Girl Guiding means to you and what Values you think best represent our organisation. What you tell us today will be used to identify a set of key Values for Australian Girl Guiding which we, and all Adult Members, Volunteers and Girl Guide staff, will be able to live by, demonstrate in Guiding and share with everyone involved with Girl Guides.

Your ideas, input is being combined with feedback from Adult Girl Guide Members, Volunteers and Girl Guide staff to make sure we have a full picture of everyone's thoughts.

 **Do:** Looking at the list of Values, design a zine that showcases the Values that resonate with you as a Girl Guide. A zine is short for magazine or fanzine and is really just a way of being able to personally express what is important to you.

You can plan or sketch it, or you can just wing it. You can write it out, use images, drawings, doodles, add on bits and pieces, keep it black or white or make it technicolour. They can form a comic book or be separate pages of thought.

Once you have completed your zine discuss with the rest of the Unit which Values you choose and why they are important to you.

Leaders record the results. Taking photos is a great way to do this. Input the most popular Values via the survey.



Part 3: Send your answers to GGA

We have designed this activity pack to help local Units run youth consultations and we REALLY want to see your Unit's answers!

This will help us design Values that are truly relevant to Girl Guides' lives.

Share all the answers you have recorded at this link before **Friday 22 March, 2024**

<https://girlguidesaustralia.snapforms.com.au/form/values-led-session-survey>



Thanks & What's Next

Well done!

You've completed the Australian Girl Guiding Values activity pack!

What's next?

- A Working Group will compile all the feedback and insights from the youth consultation sessions. This will be combined with the feedback and insights from our Adult Member, Volunteer and Staff survey consultation.
- Based on key themes from all consultation activities, the Values Working Group will identify a proposed set of Girl Guiding in Australia Values.
- These will be shared with GGA.
- Once finalised, these Values will be launched in early 2024 across Australia. Help us bring these Values to life in every aspect of Girl Guiding across Australia when they are launched!

Appendix 1: List of Values to test with Units

- a. Empowering/courage/bravery
- b. Diversity/respect/safe/non-judgemental/welcoming
- c. Fun/friendship
- d. Learning/leadership/self-development/skills for life
- e. Teamwork/connection/collaboration
- f. Service/initiative/advocacy/community
- g. Adventure/challenge
- h. Responsible/professional/reliable
- i. Innovative/inquisitive/progressive/adaptive
- j. Other



Girl Guides Values



Empowerment	Courage	Bravery		
Diversity	Respect	Safe	Non-judgemental	Welcoming
Fun	Friendship			
Learning	Leadership	Self-development	Skills for Life	
Service	Initiative	Advocacy	Community	
Adventure	Challenge			
Responsible	Professional	reliable		
Innovative	Inquisitive	Progressive	Adaptive	
Other				

Appendix 2: Keys Template

