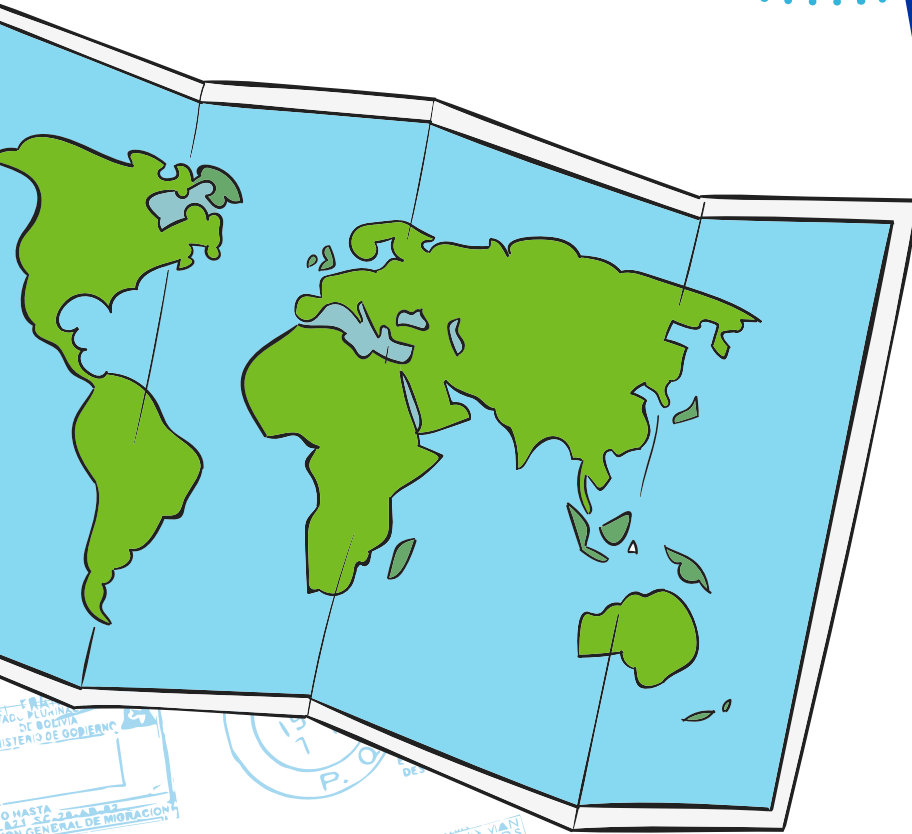



Guides Go **GLOBE** TROTTHING



Welcome to World Guiding & the exciting world of WAGGGS.

There are currently 152 countries that are members of WAGGGS (May 2021).

Join us as we travel virtually to some of these members. Let's discover more about Global Guiding – the lifestyles and culture of Guides in countries that make up our 5 World Regions.

Have a blank map of the world with you so that you can mark the locations of the countries that we visit during our globetrotting odyssey.



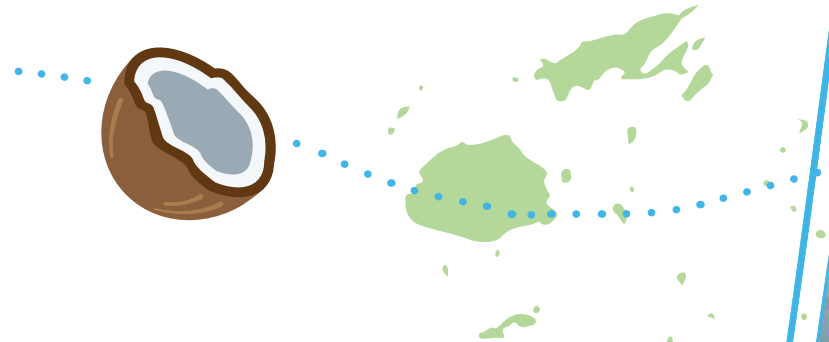
Fiji – Land of Palms + Islands

GENERAL

1. Mark Fiji on your world map. Name and mark in the capital.
2. Draw and colour the Fijian Flag. Explain its meaning.
3. There are 3 official languages in Fiji. Find out what they are. Learn how to count to 10 and some well used phrases.
4. If available, crack an unhusked coconut. Use coconut milk/cream in a traditional Fijian recipe such as pulasami. Add this to your international recipe collection.
5. What is tagimoucia?

GIRL GUIDING

1. In what region is Fiji located?
2. Share the Fijian Promise in your Unit meeting. Explain the meaning of the Fijian Promise badge.
3. How many Fijian Girl Guides are there? What are the sections called?
4. Find out what uniform Guides in Fiji wear. What are some of the Patrol names used?
5. Can you see any differences/similarities with how you experience Guiding in an Australian Girl Guiding Unit?
6. Play the traditional game of pani.
7. Send a greeting card to Fiji Girl Guides at: PO Box 222, Suva. Fiji.



IN DEPTH

Traditional Crafts and Customs:

1. Research tapa cloth. Why is it such a significant cultural feature?
2. What is meke?
3. Can you arrange for a visit from someone from Fiji to share these with your Unit?

Environmental issues?

Fiji is very vulnerable to climate change.

1. Research the impact of rising sea levels, coastal erosion and extreme weather on social life and poverty, agriculture and food insecurity, fisheries, and tourism.
2. Present your findings to your Unit/peers in an insightful way.
3. How can you help? (Remember – the impact of “small” actions).



RESOURCES




www.digitaldialects.com/Fijian.htm

<https://www.youtube.com/watch?v=WfZ-tvKEIH8>

<https://www.youtube.com/watch?v=9DaUn0geq4U>

<https://www.youtube.com/watch?v=toOLqRJDV8k>



HELPFUL NOTES

You can choose to do this as a Unit program - or Guides can work on it individually.

Should your Guides enjoy working on badges, here are some suggestions for linking the global activities to the recognition system.

1. DISCOVER A CHALLENGE

GEMSTONES

There are relevant clauses in the "People" category for each Gemstone

2. EXPLORE A CHALLENGE

FAITH AWARENESS

Find out and share the Promise and Law from another country

GUIDING

Take part in an activity from one of the World Guiding Regions

LIFE SKILLS

Make a collection of recipes and share your favourite with others

SCIENCE & TECHNOLOGY

Discover how nature works by investigating a natural land form

THE ARTS

Investigate & create a traditional craft from another country, listen to and enjoy different music styles and share your experience

WORLD

Lifestyle investigation, exchange messages, plan an imaginary trip, widen your understanding of the world

3. CREATE A CHALLENGE:

- Feet (dancing styles)
- Food
- Girls (international issues)
- Hands
- Numbers (foreign currencies)
- Other People
- The Arts
- World

4. ACHIEVE A CHALLENGE:

- Advocacy 1, 2
- World Guiding 1, 2
- Life Skills 2
- Leadership 3
- World Guiding 3
(Globetrotter , World Citizenship)

5. AWARDS -

Junior BP, BP, Queens Guide and OBP Award all have sections on World Guiding

Guides Go

GLOBE

TROTTERING

