







Morse code Necklace

Use the Morse code symbols to create a secret message hidden in a jewellery necklace.

Materials

- ❖ A number of small beads in 3 different colours
- ❖ A piece of string long enough for a necklace

A	B	C	D	E	F	G	H	I
·-	-···	-···	-··	·	···	-··	····	··
J	K	L	M	N	O	P	Q	R
·-·-	-··	····	-·-	-·	-·-	····	-··-	···
S	T	U	V	W	X	Y	Z	
···	-	···	····	··-	····	····	-···	

- Write out your name in dots and dashes
- Choose one colour for the Morse symbols, another for the spaces between the dots and dashes and a third colour for the spaces between the Morse code letters
- Tie a bead on the end of your string so that the beads do not slide off while you are threading them on to make your necklace
- Use one bead for a dot  and 3 beads to make a dash 
- Thread the beads onto the string in the right order to spell your name in Morse code
- Place a bead of the second colour  between the dots and dashes
- Use the third colour beads to separate the Morse code letters 
- When finished tie the ends of the string to make a coded necklace

