



CHATTERBOX INSTRUCTIONS - Girl Guides Victoria

1. Fold each corner to the opposite corner. Open paper up. You should have creases in your paper that look like this.




2. Fold each corner to the centre of the paper.



3. Now your paper should look like this.




4. Turn your paper over so the folds you just made are face-down.




5. Just like in Step 2, fold each corner to the centre of the paper.



6. Your paper should look like this.



7. Now fold your paper in half, vertically and horizontally.



8. Insert your fingers underneath the tabs.



9. You're done!



GIRL GUIDES
AUSTRALIA

contact your local Girl Guide office on
1300 GIRL GUIDES
guides@girlguides.org.au
www.girlguides.org.au

Girl Guides Chatterbox
has been created
and produced by
Girl Guides Victoria.



6

Being true to myself

7

I like to...

8

Exploring

9

I care about...

1

I'm good at...

2

Making a difference

3

I'm curious about...

4

Being heard

5

I'm curious about...

GIRL



GUIDES

GUIDES



GIRL

5

I'm curious about...

4

Being heard

GIRL



GUIDES

8

Exploring

1

I'm good at...

GUIDES



GIRL

2

Making a difference

3

I care about...