















Ceremonies Most Frequently Used











5 – 7 Years

-  Opening / Closing a meeting
-  Farewelling to next age group
-  Linking ceremony
-  Sharing time
-  World Guide Thinking Day









7 – 10 years

-  Opening / Closing a meeting
-  Promise ceremony
-  Presentation of badges
-  Collection of weekly subs
-  Welcoming new member / visitor
-  Farewelling to next age group
-  World Guide Thinking Day
-  Thanking and honouring people
-  Link to next age group

10 – 14 years

-  Opening / Closing a meeting
-  Promise ceremony
-  Presenting Patrol Leaders & Seconders with Stripes
-  Welcoming new members
-  Farewelling members
-  Presentation of badges
-  Campfire opening / closing
-  Colours
-  Link to next age group
-  World Guide Thinking Day

14 + years

-  Opening / Closing a meeting
-  Investiture
-  Presentation of badges / certificates
-  Welcoming new members
-  Farewelling members
-  Campfire opening / closing
-  Flag ceremony
-  World Guide Thinking Day

PLANNING CEREMONIES

Planning should include the girl's ideas and input. As the girls get older, their responsibility for planning should expand. Keep in mind that different levels and or groups will have different abilities. Be flexible, let the girls make mistakes and learn from them. It is your function to guide the group and provide an environment for creativity.

Here are some questions to ask the girls and also some ways girls at each level can be involved in ceremony planning:

- 1 What is the purpose? (Recognition? Celebration?)
- 2 What type of ceremony? (Promise? Guides Own?)
- 3 Where will the ceremony take place?
- 4 What date will it be on?
- 5 How long will it last?
- 6 Who will attend?
- 7 Will we make or buy our invitations?
- 8 Will we have refreshments? (What will we have?)
- 9 What will be the theme?
- 10 What will we do for the opening?
- 11 How will we present the theme? (Songs? Skits? Presentations?)
- 12 What will the sequence of the ceremony be?
- 13 Who will do each part?
- 14 Do we memorise or do we use our cards?
- 15 What equipment, props, etc do we need?
- 16 Who will bring the equipment?
- 17 How will we set up the venue?
- 18 What will we do for the closing?
- 19 Who will clean up?
- 20 Have we forgotten anything?

Here are some ways girls in each age group can be involved in ceremony planning:

5 – 7 years

Choose a favourite song
Decide whom they want to invite
Help clean up

7 – 9 years

Choose a favourite song
Decide who they want to invite and make the invitations
Set up before the ceremony
Serve refreshments
Clean up

9 – 11 years

Decide on a theme
Decide who they want to invite and make the invitations
Find songs and poems
Make and serve refreshments
Clean up

11 – 14 years

Decide on a theme
Find songs and readings
Work with younger Guides to plan
Make own props
Decide who they want to invite and make the invitations
Help conduct ceremony

14 – 18 years

Plan and put on a ceremony for the Region
Select a site and make arrangements
Contact participants
Choose content of the ceremony
Conduct the ceremony
Clean up

CEREMONY PLANNER

PURPOSE:

THEME:

WHEN:

WHERE:

GUESTS:

	ACTIVITIES	PROPS	WHO
BEFORE CEREMONY			
OPENING			
MAIN			
CLOSING			
EVALUATE			