



GIRL GUIDES
AUSTRALIA



UNIFORM

INFORMATION BOOKLET

INCORPORATING UNIFORM CATALOGUE AND UNIFORM GUIDELINES

CONTENTS

WELCOME	1
UNIFORM OPTIONS	2
SIZE GUIDES	9
ORDER FORM	10
UNIFORM GUIDELINES	12

Girl Guides New South Wales & ACT

Unit 14/77–79 Bourke Road,
ALEXANDRIA NSW 2015
Ph: 02 9317 4200
Fax: 02 9669 6257
retail@girlguides-nswact.org.au

Girl Guides Northern Territory

55 Ross-Smith Avenue,
PARAP NT 0820
Ph: 08 8981 3628
Fax: 08 8941 1147
girlguidesnt@iinet.net.au

Girl Guides Queensland

Unit 1, 132 Lutwyche Road
WINDSOR QLD 4030
Ph: 07 3252 0144
Fax: 07 3852 5585
guidesupplies@guidesqld.org

Girl Guides Tasmania

17 Clarence Street,
BELLERIVE TAS 7018
Ph: 03 6244 4408
Fax: 03 6244 4804
shop@guidestas.org.au

Girl Guides South Australia

63 Beulah Road,
NORWOOD SA 5067
Ph: 08 8418 0900
Fax: 08 8132 0424
guides@girlguidessa.org.au

Girl Guides Western Australia

168 Burswood Road,
BURSWOOD WA 6100
Ph: 08 9355 4586
Fax: 08 9355 4589
shop@girlguideswa.org.au

Girl Guides Victoria

129 York Street,
SOUTH MELBOURNE VIC 3205
Ph: 03 8606 3500
Fax: 03 9699 6277
retailshop@guidesvic.org.au

All uniform information and the prices listed in this booklet are effective from 22 July 2013.

WELCOME

Uniform is worn by members to create a sense of unity and to identify them as Guides. The uniform has been designed with input from the Guiding community to be vibrant, modern, practical and attractive.

In designing the new uniform, we've listened to what girls say they want to wear so that they feel proud to be a Guide. The girls told us they wanted a uniform that changed as they grew older so a variety of uniform options have been designed to meet the needs of girls, tweens and teens.

Uniform catalogue

You can order using the order form on page 10 of this booklet or online through the national or State websites at:

- www.girlguides.org.au
- www.girlguides-nswact.org.au
- www.girlguides.org.au/nt
- www.guidesqld.org
- www.girlguidessa.org.au
- www.guidestas.org.au
- www.guidesvic.org.au
- www.girlguideswa.org.au

How to order

- Online
- Guide retail outlet
- Mail
- Fax
- Phone
- Email

You will need to contact your Guide retail outlet or check their website for opening hours. Go online for after hours orders. We accept payment by cheque or credit card (Visa or MasterCard), which must be included

with the order. Cheques must be made payable to your State Guide retail outlet. For credit card payments include the full name of the cardholder, the card number and expiry date.

Freight cost

A freight cost will be charged on all orders requiring delivery. Refer to your State website for your local freight cost. South Australia does not have an online retail outlet.

Priority service

If an order is urgent we can provide priority service via express post. Refer to your State website for cost of express post.

Prices

All prices are inclusive of GST. We try to keep our prices low (as listed) and make every effort to maintain our prices. However they are subject to alteration without notice.

Delivery

Allow five working days from receipt of order to dispatch. We aim to process every order within three working days. Delivery can take up to a week using standard Australia Post services.

Care of fabric

Uniform items are made from breathable, serviceable fabrics that will suit all Guiding activities. To ensure the long life of your garments, refer to the washing instructions on the label.

Stock availability

The majority of items take 12 weeks to order. However there are some items including the book bag, spray jacket, suit jackets, suit pants and the everyday stretch pants which are available at all times. For all items, order through your Guide retail outlet.

We aim to have the necessary stock to meet orders. However, at times we can't meet demand. If an item is out of stock this will be shown on your invoice as a backorder to be supplied as soon as possible at no additional cost. Larger sizes can be ordered with a 12 week delivery time, with the exception of the jacket, pants, skirt and the adults' shirt.

Guarantee

If any item is not of acceptable standard or is damaged during shipping, we guarantee to replace the item or refund your money, provided it is returned within 21 days of dispatch and your receipt or receipt number is included.

UNIFORM OPTIONS

All items available from, or ordered through, Guide retail outlets.

The following items are available in the range indicated.	Youth			Adult
	Girl	Tween	Teen	
Blue & yellow polo shirt				
Blue & yellow V-neck shirt				
Blue & orange polo shirt				
Blue & orange V-neck shirt				
Navy & orange polo shirt				
Navy & orange V-neck shirt				
Blue shirt				
Navy & orange polar fleece				
Navy & orange hoodie				
Sash				
Sash pin				
Beanie				
Cap				
Bucket hat				
Teen/Adult Hat				
Navy & blue shoulder bag				
Navy & orange book bag				
Navy & blue polo shirt				
Navy & blue V-neck shirt				
Navy & blue polar fleece				
Navy & blue hoodie				
Spray jacket				
Short sleeve striped shirt				
Three-quarter sleeve striped shirt				
Blue adult shirt				
Navy suit jacket				
Navy suit pants				
Navy suit skirt				
Everyday stretch pants				
Badge tab				
Junior Leaders' scarf				



POLO

Colour Blue and yellow
Sizes 6–20
RRP \$26.00
Available In store
Order code G-PS



V-NECK

Colour Blue and yellow
Sizes 6–18
RRP \$POA
Available In store
Order code G-VNT

TO ORDER,
 PLEASE USE
 THE ORDER
 FORM ON
 PAGE 10



POLO

Colour Blue and orange
Sizes Girls 8–22
RRP \$26.00
Sizes Ladies 14–20
RRP \$32.00
Sizes Ladies 22
RRP \$36.00
Available In store
Order code TW-PS



V-NECK

Colour Blue and orange
Sizes Girls 8–18
RRP \$POA
Available In store
Order code TW-VNT



SASH

Sizes S (75cm), M (85cm), L (95cm)
RRP \$16.00
Available In store
Order code Y-SA



SASH PIN

Size 50mm by 20mm
RRP \$10.00
Available In store
Order code Y-SP



POLO

Colour Navy and orange

Sizes Girls 10–22

RRP \$26.00

Sizes Ladies 12–20


RRP \$32.00

Sizes Ladies 22–24

RRP \$36.00

Available In store

Order code T-PS



V-NECK

Colour Navy and orange

Sizes Girls 10–18

Ladies 12–16

RRP \$POA

Available In store

Order code T-VNT



BLUE SHIRT

Sizes 6–20

RRP \$45.00

Sizes 22–28

RRP \$50.00

Available In store

Order code T-DS

TO ORDER,
PLEASE USE
THE ORDER
FORM ON
PAGE 10



POLAR FLEECE

Colour Navy and orange

Sizes Girls 6–22

RRP \$30.00

Sizes Ladies 14–20

RRP \$35.00

Sizes Ladies 22

RRP \$40.00

Available In store

Order code Y-PFJ



HOODIE

Colour Navy and orange

Sizes Girls 6–18

RRP \$28.00

Sizes Ladies 14–20

RRP \$35.00

Sizes Ladies 22

RRP \$39.00

Available In store

Order code Y-HDY



BOARD SHORTS (Quick-dry fabric)

Sizes Girls 6–18

RRP \$39.00

Available Qld and NSW

Order code Y-SHT

DESIGN TO BE
CONFIRMED

CARGO PANTS (Quick-dry fabric)

Sizes 6–18

RRP \$40.00

Available Late 2011

Order code Y-CGP



SHOULDER BAG

Colour Navy and blue
RRP \$12.50
Available In store
Order code Y-BA



SPRAY JACKET

Colour Navy
Sizes 6-14
RRP \$38.00
Available In store
Order code Y-SJ



SPRAY JACKET

Sizes XS-5XL
RRP \$60.00
Available In store
Order code L-SJ



HOODIE

Colour Navy and blue
Sizes 6-20
RRP \$35.00
Sizes 22-34
RRP \$39.00
Available In store
Order code L-HDY



POLAR FLEECE

Colour Navy and blue
Sizes 6-20
RRP \$35.00
Sizes 22-32
RRP \$40.00
Available In store
Order code L-PFJ



POLO

Colour Navy and blue
Sizes 6-20
RRP \$32.00
Sizes 22-36
RRP \$36.00
Available In store
Order code L-PS



V-NECK

Colour Navy and blue
Sizes 6-20
RRP \$POA
Sizes 22-30
RRP \$POA
Available In store
Order code L-VNT



BADGETAB

Sizes N/A
RRP \$11.00
Available In store
Order code L-TAB



STRIPED SHIRT
(Short sleeve)

Sizes 6–20
RRP \$48.00
 Sizes 22–34
RRP \$53.00
 Available In store
 Order code L-SSS



STRIPED SHIRT
(3/4 sleeve)

Sizes 6–20
RRP \$50.00
 Sizes 22–34
RRP \$55.00
 Available In store
 Order code L-TQS



CARGO PANTS
(Enzyme washed high quality cotton blend fabric)

Sizes Ladies 6–28
RRP \$59.00
 Available Qld and NSW
 Order code L-CGP



EVERYDAY STRETCH PANTS

Sizes 6–26
RRP \$77.00
 Available In store
 Order code ESP



ADULT HAT
(Polyester circle net hat)


Sizes One size fits all
RRP \$15.00
 Available In store
 Order code L-HAT

TO ORDER,
 PLEASE USE
 THE ORDER
 FORM ON
 PAGE 10



SUIT JACKET
(Shorter/Mid length)

Sizes 6–24
RRP \$245.00
Available 7–10 days from order
Order code SJS1



SUIT JACKET
(Longerline)

Sizes 6–24
RRP \$255.00
Available 7–10 days from order
Order code SJL2



SUIT SKIRT
(Relaxed fit)

Sizes 6–26
RRP \$92.00
Available 7–10 days from order
Order code SSR1



SUIT SKIRT
(Bandless straight)

Sizes 6–22
RRP \$85.00
Available 7–10 days from order
Order code SSB2



SUIT PANTS
(Relaxed fit, straight leg)

Sizes 6–26
RRP \$96.00
Available 7–10 days from order
Order code SPR1



SUIT PANTS
(Hipster fit)

Sizes 6–22
RRP \$96.00
Available 7–10 days from order
Order code SPH2



BUCKET HAT

Sizes XS, S/M, L/XL
RRP \$10.00
Available In store
Order code O-BH



CAP

Sizes Adjustable
RRP \$10.00
Available In store
Order code O-CAP



BEANIE

Sizes One size fits all
RRP \$10.00
Available In store
Order code O-BEA



BOOK BAG

Colour Navy and orange
Sizes N/A
RRP \$20.00
Available In store
Order code O-BB



SIZE GUIDE

This uniform is more fitted than the previous one and some people have found they like to upsize, especially for outdoor activities. Some items are also more generously sized than others—the hoodie and polar fleece for instance. To get the right fit the first time, it pays to check the measurements provided below against your measurements.

The charts on pages 8 and 9 are a guide only, so choose the garment size closest to your own body measurements. As the chart lists body measurements, the garment measurements will be larger than the chart. If you would like room to grow or would prefer a 'roomier fit', order a size larger than your usual requirements.

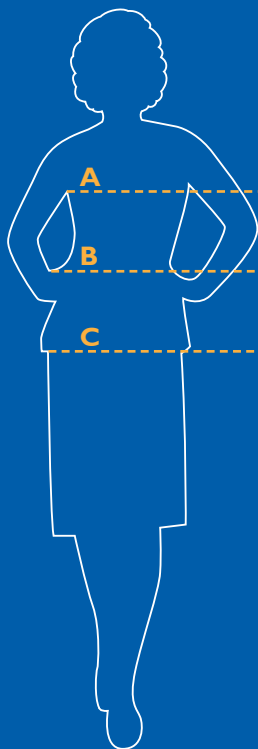
Sizes vary according to the individual style and fabrication and all sizing suggestions are guidelines for average measurements. Choose the garment size closest to your own **body measurements** from the chart below.

YOUTH BODY MEASUREMENTS

Size	6	8	10	12	14	16	18
Chest (cm)	66	70	74	79	84	89	94
Waist (cm)	56	59	62	65	68	71	74
Hip (cm)	70	74	78	83	88	94	99

ADULT BODY MEASUREMENTS

Size	6	8	10	12	14	16	18	20	22	24	26	28	30
Bust (cm)	80	85	90	95	100	105	110	115	120	125	130	135	140
Waist (cm)	62	67	72	77	82	87	92	97	102	107	112	117	122
Hip (cm)	87	92	97	102	107	112	117	122	127	132	137	142	147



A. BUST/CHEST Keep the tape up under arms and around shoulder blades while measuring around the fullest part of the bust. Hold one finger between body and tape.

B. WAIST Hold one finger between body and tape while measuring around natural waist.

C. HIPS Measure around fullest part of hips (about 20cm down from waist) while standing naturally.

MEASURING TIPS

- Use your exact measurements when selecting your size
- Keep the tape measure firm but not tight
- Measure over under garments
- Ask someone to measure you

ORDER FORM

CODE	ITEM	SIZE	PRICE	QTY
G-PS	Blue & yellow polo shirt		\$26.00	
TW-PS	Blue & orange polo shirt, sizes 8-22		\$26.00	
TW-PS	Blue & orange polo shirt, sizes 14-20		\$32.00	
TW-PS	Blue & orange polo shirt, size 22		\$36.00	
T-PS	Navy & orange polo shirt, sizes 10-22		\$26.00	
T-PS	Navy & orange polo shirt, sizes 12-20		\$32.00	
T-PS	Navy & orange polo shirt, sizes 22-24		\$36.00	
T-DS	Blue shirt, sizes 6-20		\$45.00	
T-DS	Blue shirt, sizes 22-28		\$50.00	
Y-PFJ	Navy & orange polar fleece, sizes 6-22		\$30.00	
Y-PFJ	Navy & orange polar fleece, sizes 14-20		\$35.00	
Y-PFJ	Navy & orange polar fleece, size 22		\$40.00	
Y-HDY	Navy & orange hoodie, sizes 6-18		\$28.00	
Y-HDY	Navy & orange hoodie, sizes 14-20		\$35.00	
Y-HDY	Navy & orange hoodie, size 22		\$39.00	
Y-SHT	Board Shorts		\$39.00	
Y-SA	Sash		\$16.00	
Y-SP	Sash pin		\$10.00	
O-BEA	Beanie		\$10.00	
O-CAP	Cap		\$10.00	
O-BH	Bucket hat		\$10.00	
L-HAT	Adult hat, one size fits all		\$15.00	
Y-BA	Navy & blue shoulder bag		\$12.50	
Y-SJ	Spray Jacket (Youth)		\$38.00	
O-BB	Navy blue & orange book bag		\$20.00	
L-PS	Navy & blue polo shirt, sizes 6-20		\$32.00	
L-PS	Navy & blue polo shirt, sizes 22-36		\$36.00	
L-PFJ	Navy & blue polar fleece, sizes 6-20		\$35.00	
L-PFJ	Navy & blue polar fleece, sizes 22-32		\$40.00	
L-HDY	Navy & blue hoodie, sizes 6-20		\$35.00	
L-HDY	Navy & blue hoodie, sizes 22-34		\$39.00	
L-SJ	Spray jacket (Adult)		\$60.00	
L-SSS	Short sleeve striped shirt, sizes 6-20		\$48.00	
L-SSS	Short sleeve striped shirt, sizes 22-34		\$53.00	
L-TQS	Three-quarter sleeve striped shirt, sizes 6-20		\$50.00	
L-TQS	Three-quarter sleeve striped shirt, sizes 22-34		\$55.00	
SJSI	Suit jacket (shorter/mid length), sizes 6-24		\$245.00	

ORDER FORM

CODE	ITEM	SIZE	PRICE	QTY
SJL2	Suit jacket (longerline), sizes 6-24		\$255.00	
SPR1	Suit pants (relaxed fit, straight leg), sizes 6-26		\$96.00	
SPH2	Suit pants (hipster fit), sizes 6-22		\$96.00	
SSR1	Suit skirt (relaxed fit), sizes 6-26		\$92.00	
SSB2	Suit skirt (bandless straight), sizes 6-22		\$85.00	
ESP	Everyday stretch pants, sizes 6-26		\$77.00	
L-CGP	Cargo Pants		\$59.00	
L-TAB	Badge tab		\$11.00	
PLEASE ADD A FEE OF \$10.00 to cover postage, packing/handling				\$10.00

PERSONAL DETAILS (Please print clearly)

CONTACT NAME _____

ADDRESS _____

SUBURB _____

STATE _____

POSTCODE _____

PHONE _____

FAX _____

EMAIL _____

PAYMENT DETAILS (Please print clearly)

CHEQUE/MONEY ORDER (Please make payable to your State or Territory Office – see below)

EFTPOS (available if your order is placed in person)

CREDIT CARD

MASTERCARD

VISA

CARD NUMBER

EXPIRY DATE

CARD HOLDER'S NAME _____

SIGNATURE _____

DATE _____

Girl Guides New South Wales & ACT

Unit 14/77-79 Bourke Road,
ALEXANDRIA NSW 2015
Ph: 02 9317 4200 Fax: 02 9669 6257
retail@girlguides-nswact.org.au

Girl Guides Northern Territory

55 Ross-Smith Avenue,
PARAP NT 0820
Ph: 08 8981 3628 Fax: 08 8941 1147
girlguidesnt@iinet.net.au

Girl Guides Queensland

Unit 1, 132 Lutwyche Road
WINDSOR QLD 4030
Ph: 07 3252 0144 Fax: 07 3852 5585
guidesupplies@guidesqld.org

Girl Guides Tasmania

17 Clarence Street,
BELLERIVE TAS 7018
Ph: 03 6244 4408 Fax: 03 6244 4804
shop@guidestas.org.au

Girl Guides South Australia

63 Beulah Road,
NORWOOD SA 5067
Ph: 08 8418 0900 Fax: 08 8132 0424
guides@girlguidessa.org.au

Girl Guides Western Australia

168 Burswood Road,
BURSWOOD WA 6100
Ph: 08 9355 4586 Fax: 08 9355 4589
shop@girlguideswa.org.au

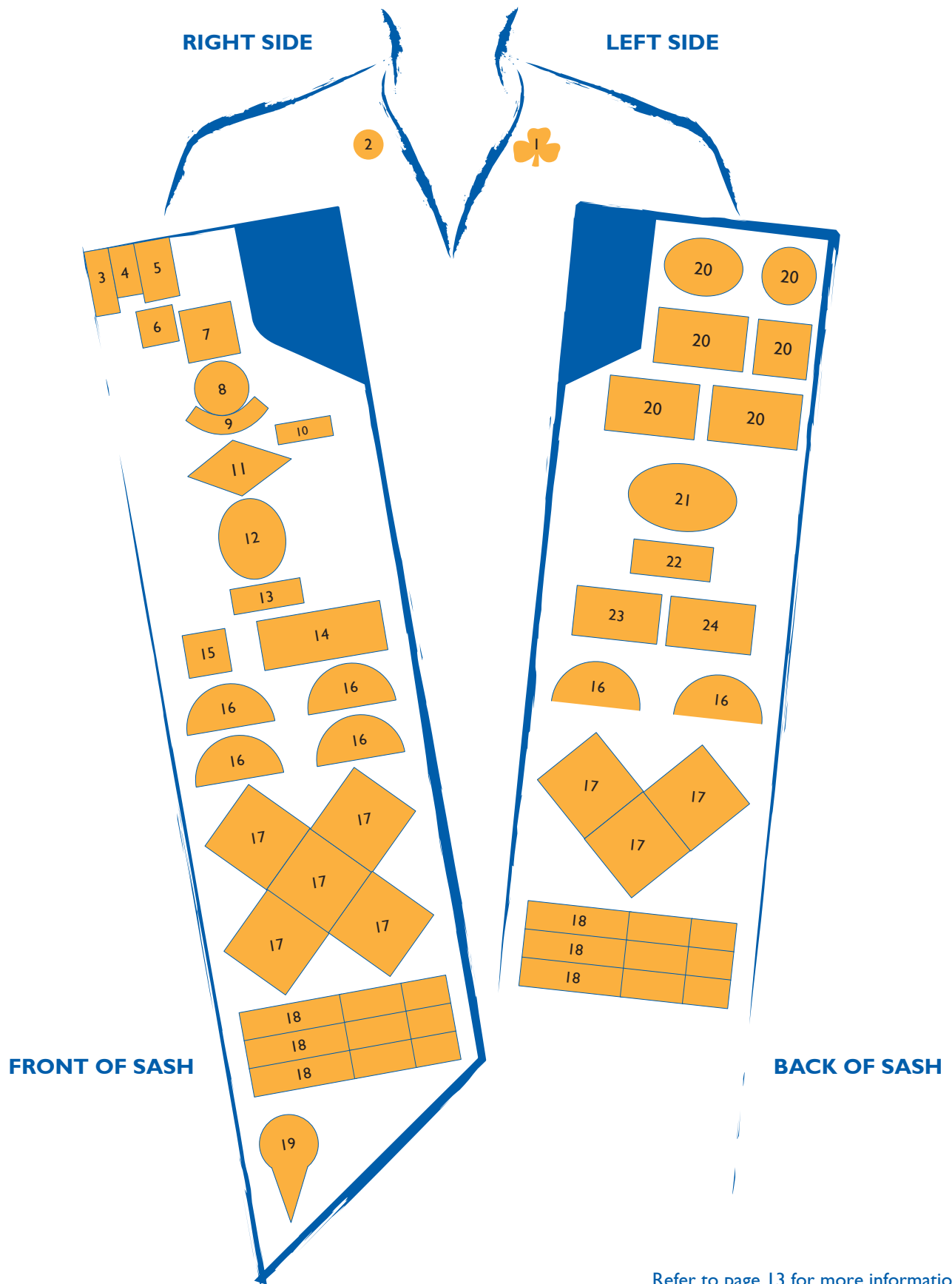
Girl Guides Victoria

129 York Street,
SOUTH MELBOURNE VIC 3205
Ph: 03 8606 3500 Fax: 03 9699 6277
retailshop@guidesvic.org.au

Information supplied on this form will be dealt with in accordance to the Privacy Statement and Policy of Girl Guides Australia and the relevant State or Territory Girl Guide organisation (if applicable).

UNIFORM GUIDELINES

BADGE PLACEMENT WHEN WEARING SASH



UNIFORM GUIDELINES

Badge placement for Girls and Tween shirts to be as follows:

Shirt Collars (or equivalent position on V-neck options)

- 1 Promise Badge
- 2 World Badge

Front of Sash

- 3 Unit Tape on the outside (across the shoulder)
- 4 District, Division, Area or Region tape on the inside (closer to the neck than the Unit tape): wear up to two tapes only, in hierarchical order
- 5 Girl Guides Australia Flash (on outside)
- 6 Membership star
- 7 State badge
- 8 Patrol emblem
- 9 Patrol Leader/Second stripe (only one to be worn)
- 10 Guide Helper
- 11 Junior BP or BP
- 12 Endeavour is located below JBP or BP. Only highest Endeavour and Award badge achieved to be worn at any one time. Eg: Bronze Endeavour and JBP or Silver Endeavour and JBP, Silver Endeavour and BP or Gold Endeavour and BP.
- 13 Service Flash (current year only to be worn)
- 14 Action Guide (current year only to be worn)
- 15 Discover a Challenge (One only to be worn – highest level achieved)
- 16 Explore a Challenge (10 in total to be placed on sash in pairs)
- 17 Create a Challenge (to be placed in an interlocking diamond pattern on front or back of sash)
- 18 Achieve a Challenge (to be placed on front or back of sash, Trefoil I badge followed by second and third trefoils placed in a line as achieved)
- 19 Triple Treat badge (maximum of two additional scoops to be worn)

Back of Sash

- 20 Special badges approved by the Australian Program Committee. These are:
 - Any international, national or state event badge (the girl must have attended the event)
 - Any national or state challenge badge (the girl must have achieved the challenge)
 - any WAGGGS challenge badges that have been achieved
- 21 WAGGGS GAT badge (highest level achieved to be worn one only)



- 22 The Advocacy Action Award badge
- 23 WAGGGS Thinking Day badge (only current year to be worn)
- 24 JOTA/JOTI

International badges

For members selected to represent Girl Guides Australia at international events, the Girl Guides Australia Flash may be replaced with an Australian flag cloth badge when wearing the sash. An Australian flag cloth badge may also be worn on the hem of the left sleeve of either shirt option. The Australian flag cloth badges remain in place on return to Australia. They do not need to be removed.

The metal Australia badge may be worn on the sash in place of the State badge. (The State badge must be removed while the Australia badge is in place.) This badge can only be worn while overseas – it must be removed from the sash on returning to Australia. If sash is not worn the metal Australia badge may be worn on the right hand side of either shirt option opposite the logo. The Australian “Wattle” metal badge may be placed next to the metal Australia badge and underneath the service star if wearing the sash. Alternatively, this badge may be worn on the right hand side of either shirt option opposite the logo and next to the Australia badge. This badge can continue to be worn on return to Australia.

Additional notes

- Region, area, Division and District badges (other than tapes) are not to be worn on the sash.
- Guide Biscuit, ANZAC and special State event badges NOT to be worn on the sash.

UNIFORM GUIDELINES

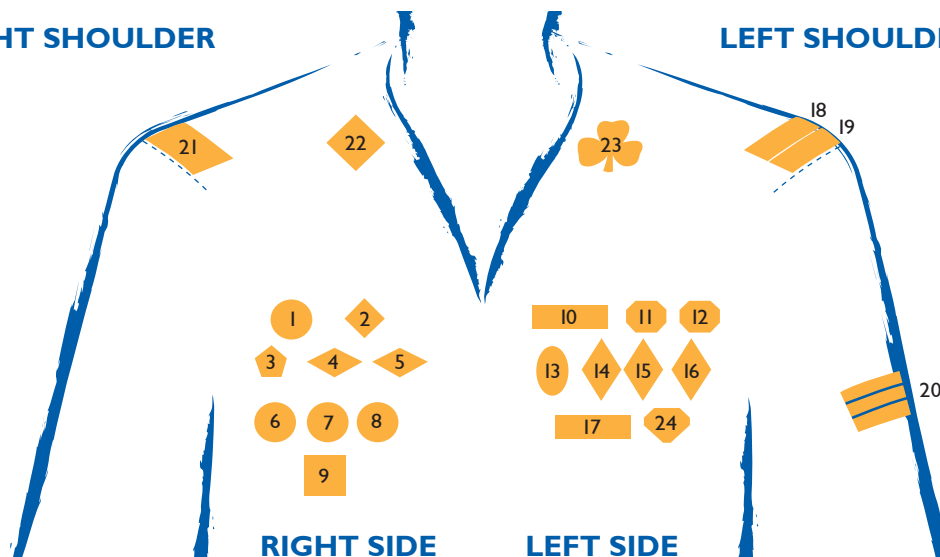
Uniform is to be worn to all Guide activities. A Guide activity is one that is held in the name of Guiding at local, Division/Region, State, Australian or international level. However members may wear casual attire (including non-uniform items with Guide logo) for some activities, such as camping, abseiling, canoeing, as the organisers deem appropriate.

A variety of uniform options is available as outlined in the uniform options table. Guides should decide the best option(s) for their Unit. Girl choice is the fundamental basis for uniform selection, provided it is appropriate for the occasion.

BADGE PLACEMENT FOR TEENS' BLUE SHIRT

RIGHT SHOULDER

LEFT SHOULDER



Right side of shirt

- 1 World badge
- 2 State badge
- 3 Queen's Guide Award
- 4 BP Award
- 5 Junior BP Award
- 6 Commonwealth Award
- 7 Irene Fairbairn Challenge
- 8 Scout Membership
- 9 Duke of Edinburgh Award
- 21 Girl Guides Australia Flash (sewn on shoulder seam)
- 22 10 Year Membership badge

Left side of shirt

- 10 Junior Leader badge
- 11 & 12 Special events badge (only worn for 12 months—can wear up to four)
- 13 Gold Endeavour
- 14 – 16 Focus badges (If more than three focus badges are earned they are worn below this row)
- 17 Action Guide badge (metal version only)
- 18 Region Name tape
- 19 Unit tape
- 20 Achieve-a-Challenge tapes (2nd and 3rd trefoils should be sewn directly next to each other with no spaces between and each tape should be sewn directly next to one below; sewn above the sleeve hem line)
- 23 Promise badge
- 24 Opal Discover a Challenge Badge (metal badge)

International badges

For members selected to represent Girl Guides Australia at international events, the Girl Guides Australia Flash (on right shoulder) may be replaced with an Australian flag cloth badge. The Australian flag cloth badge can remain in place on return to Australia. It does not need to be removed. The metal Australia badge may be worn in place of the State badge. (State badges must be removed while the Australia badge is in place.)

The Australia badge can only be worn while overseas – it must be removed on returning to Australia. The Australian “Wattle” metal badge may be worn on the right hand side and next to the Australia badge. This badge can continue to be worn on return to Australia.

Additional notes

- Badges worn on the front of the shirt are metal.
- Explore a Challenge and Create a Challenge badges are not to be worn on the shirt.

UNIFORM GUIDELINES

ADULTS' BADGE PLACEMENT

World badge: right collar or left side of shirt if wearing a V-neck shirt (or top of badge tab).

Promise badge: left collar or left side of shirt if wearing a V-neck shirt.

State badge: left side of hat (or badge tab).

Long service and good service awards: either on the jacket or if not wearing a jacket, between the logo on the striped shirt and the centre buttons – one above the other if wearing the two badges.

Badge tab: right-hand side of shirt or jacket (optional).

Name bar: above badge tab.

Recommended order of Guide badges on tab:

- World badge (if not worn on collar)
- Asia Pacific Region badge
- State badge (if not worn on hat)
- appointment/qualification/Olave Program badges
- skill/achievement/membership badges
- special event badges.

These are suggestions only. Members should exercise common sense on the number of badges and their placement on the tab to ensure it looks professional and uncluttered. Only Guide or Guide related badges (such as Australian honours) are to be worn on the tab. No cloth badges are to be worn on the adult uniform.

International badges

For members selected to represent Girl Guides Australia at international events the metal Australia badge may be worn in place of the State badge when



worn on the badge tab. When worn on any shirt option the metal Australia badge is worn in place of the State badge on the right hand side opposite the logo. (State badges must be removed while the Australia badge is in place.) The Australia badge can only be worn while overseas – it must be removed on returning to Australia. The Australian “Wattle” metal badge may be worn on the right hand side of any shirt option opposite the logo and next to the Australia badge or it can be worn on the badge tab. This badge can continue to be worn on return to Australia.

Please note: Adults do not wear Australian flag cloth badges.

OTHER UNIFORM INFORMATION

Applies to all:

When in uniform, members will wear as their lower garment an item of length and style appropriate to the occasion. The item shall be navy blue in colour or made of blue denim. No item of clothing shall be ripped nor appear badly faded.

Footwear: shoes, sneakers, closed-in shoes or sandals as appropriate.

Sash: optional.

Badge tab: optional.