



SALUTING THEIR SERVICE 2016



GIRL GUIDES
AUSTRALIA

(Logo and tagline used by Girl Guides Australia with the permission of the
Department of Veterans Affairs)

SALUTING THEIR SERVICE 2016

The aim of this year's challenge is to -

- ★ Encourage Guides to conduct research or undertake activities to increase understanding of the sacrifice and service of Australian veterans in time of conflict.

The challenges have been designed for the following age ranges -

Ages - 5 years to 9 years

- ★ 3 of the following challenges to be completed.
- ★ Participating in an ANZAC Service must be one of the challenges.

Ages - 10 years to 14 years

- ★ 5 of the following challenges to be completed.
- ★ Participating in an ANZAC Service must be one of the challenges.

Ages - 14 years plus

- ★ 7 of the following challenges need to be completed.
- ★ Participating in an ANZAC Service must be one of the challenges.

These challenges can be completed by the Guide herself or as part of a Patrol, Unit or State program.

Participation in an ANZAC Service can be as part of a Guide activity. It is also able to include attendance at a school service or a service attended with family or friends.

On completion of these challenges the ANZAC Badge can be presented. This badge can be worn in the 'special interest section of the sash (back of the sash at the top) for the next 12 months. This badge is available for purchase from your State's retail shop.

INDIGENOUS ANZACS


Indigenous people enlisted to serve Australia as not only a duty to serve but also as part of the cultural responsibility of protecting country. They enlisted for the same reasons as their non-Indigenous fellow servicemen and servicewomen, but for many men, it was and continues to be an honourable way to re-enact traditional roles of leadership, protection and service to community.

Indigenous servicemen and servicewomen were and continue to be involved in almost every war and peacekeeping effort of Australia. At the time of the First World War, few Aboriginal people could vote, were not counted in the Federal census and most lived in poverty. Wartime service in the armed forces provided many Indigenous Australians with a level of racial equality they had not previously known.

Whilst many found equality in service, once back home, they experienced racism and inequality by not receiving the same entitlements as other diggers. Despite this, many became outstanding leaders.

Read the passage above aloud to your Patrol and then hold a group discussion.

Imagine what life would be like for Indigenous Australians who served Australia in the army.



(Information from - www.ictbin.com/aw/indigenous-australians-at-war.pdf)

ACROSTIC POEM

Memorials are an important part of war commemorations.

Complete the acrostic poem to show what ANZAC Day means to you.

M _____

E _____

M _____

O _____

R _____

I _____

A _____

L _____

GUIDE INTERNATIONAL SERVICE (GIS)

Twenty- four Australian Guide volunteers gave up their work or study in 1942 to form volunteer teams working with Guides from the United Kingdom, Europe, Canada, Kenya and New Zealand during World War 2 to give service to those affected by the conflict.

GIS members had to "Be Prepared" wherever for whatever, anything or everything at any time! They learned survival, medical, communication and outdoor living skills. They had to be resourceful, quick thinking and good team members. Equipment was in short supply, so they had to be inventive with what they had and could find.

Cleaner camps, mobile kitchens, mobile hospitals, distribution of stores, food and clothing rations, care, nurturing and constructive entertainment of children were all among the achievements of the GIS.

Plan your own Guide International Service to help refugees today

Invite a member of an organisation like the Red Cross, Salvation Army or Care Australia to explain their work and how you can help.

Action:

Carry out your service plan.

Check:

Was your service plan a success?

What else could you do?

(Information for this challenge was found on the website - www.kinderart.com)

INDIGENOUS ANZACS

PROFILE - CAPTAIN REGINALD SAUNDERS

Conduct research on Captain Reginald Saunders, the first Aboriginal Australian to be commissioned as an officer in the Australian army.

The following websites are a great starting point -

<http://www.awm.gov.au/people/302.asp>


<http://www.awm.gov.au/blog/2009/02/13/reginald-saunders/>

RESEARCH QUESTIONS

- ★ What Aboriginal group did Reginald Saunders come from?
- ★ What people and stories inspired Reginald Saunders to join the army?
- ★ Why do you think Reginald Saunders wanted to serve Australia?
- ★ When was Captain Reginald Saunders enlisted to the army?
- ★ What were his skills and what was his role when he first enlisted to the army?
- ★ Describe how Captain Reginald Saunders is a role model for Indigenous and non-Indigenous Australians.



(<http://www.ictbin.com/aw/indigenous-australians-at-war.pdf>)



Lest We

Forget

ANZAC MUFFIN RECIPE

Why not give an ANZAC muffin a go this year. Recipe found on the Kidspot website - www.kidspot.com.au

INGREDIENTS

- ★ 1 1/4 cups milk
- ★ 4 tbsps golden syrup
- ★ 2 cups flour
- ★ 1 tsp baking powder
- ★ 1 egg
- ★ 100g butter
- ★ 1 tsp baking soda
- ★ 1/2 cup rolled oats
- ★ 2/3 cup brown sugar
- ★ 1/2 cup desiccated coconut

- ★ 1/2 cup brown sugar (topping)
- ★ 1/2 cup rolled oats (topping)

METHOD

- ★ In a medium saucepan, heat the milk with the butter and golden syrup. Bring to the boil and whisk in the baking soda. Set aside to cool.
- ★ Preheat the oven to 180°C/160°C fan-forced. Line a 12-cup muffin tin with paper and set aside.
- ★ In a bowl, combine the flour, oats, baking powder, brown sugar and coconut.
- ★ Whisk the egg into the milk and butter mixture.
- ★ Fold the wet ingredients into the dry ingredients, folding until just moist. Divide the mixture evenly between the muffin cups.
- ★ In a bowl, combine the brown sugar and rolled oats for the topping. Spoon topping evenly over each muffin cup. Bake for 15-20 minutes.
- ★ Cool in the tin for 5 mins and then let cool on a wire rack.




ANZAC TRADITIONS AND SYMBOLS

What are some of the symbols used to represent ANZAC Day?

Using the list below - investigate the symbols and traditions used to represent ANZAC Day report back to your Patrol or Unit on what you have found.


- ★ ROSEMARY
- ★ POPPY
- ★ ETERNAL FLAME
- ★ LAST BUGLE POST
- ★ REVEILLE BUGLE CALL
- ★ VICTORIA CROSS MEDAL
- ★ SHRINE OF REMEMBRANCE
- ★ MATESHIP



ROSEMARY

Rosemary is a plant. Rosemary is used to help strengthen the memory and helps remember the lost soldiers.

POPPY HEART WREATH



MATERIALS


- ★ Red Construction Paper/Scrapbooking Paper
- ★ Scissors
- ★ Glue

INSTRUCTIONS


1. Cut out your own heart shapes from construction paper.
2. Glue together the four large hearts to form a flower (the points should all face towards the middle of the flower).
3. Glue the circle in the center of the poppy.

HOW TO CUT A HEART FROM CONSTRUCTION PAPER

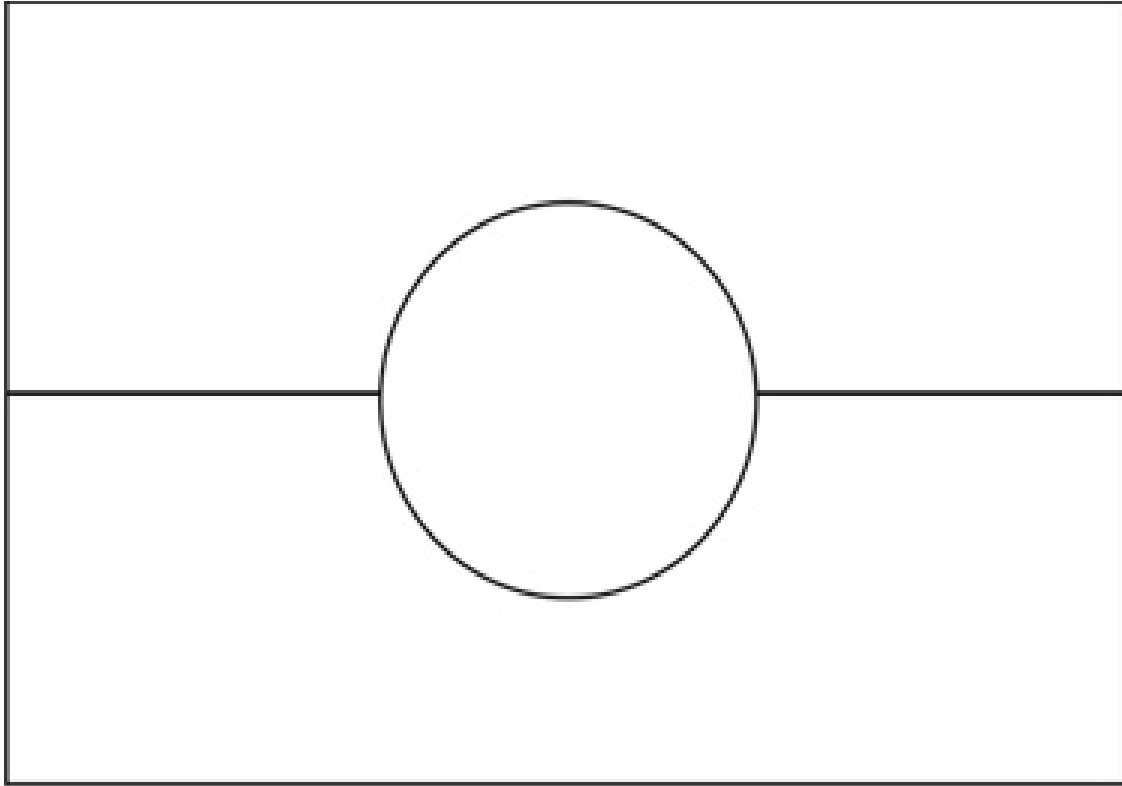
1. Fold the construction paper in half.
2. Imagine the fold as the center of the heart and cut a swooping half heart shape from the paper. If doing this for the first time, it can help to draw the half heart onto the paper before cutting.
3. Unfold and you'll have a perfectly symmetrical heart!



AUSTRALIAN FLAG



AUSTRALIAN ABORIGINAL FLAG



INVESTIGATING THE SPIRIT OF THE ANZAC

In your Patrol discuss what you think is meant by the Spirit of ANZAC.

You might like to consider elements such as mateship, endurance or bravery.

Write your ideas in this box -

I UNDERSTAND THE SPIRIT OF ANZAC TO MEAN

(Information for this challenge was found on the website - www.anzacday.org.au)

EXPLORE AND DISCOVER VISIT A WAR MEMORIAL

War Memorials can be found in most towns and cities throughout Australia.

The capital city in your State will have a War Memorial and Australia's National War Memorial is in our National capital, Canberra.

As a Unit, Patrol or with your family, see how many different types of War Memorial you can find in your own area.

Look For:

- | | | |
|-------------|-------------------|------------------|
| ★ Statues | ★ Memorial Drives | ★ Arches |
| ★ Fountains | ★ Hospitals | ★ Street Names |
| ★ Rotundas | ★ Honour Boards | ★ Sports Grounds |

Photograph or sketch the memorial you discover and find out something about each one:

- ★ When was it built?
- ★ When was it dedicated?
- ★ Are there names on the Memorials?
- ★ Have more recent names been added?
- ★ Is it well looked after?
- ★ Why do you think Memorials are built?

Share your information with others in your Patrol or Unit.

(Information for this challenge -ANZAC Day 2002 Education Resources. Defence of Australia. Commonwealth Department of Veterans' Affairs.)

SHOW OF SUPPORT

SEND A MESSAGE OR CARE PACKAGE TO AN AUSTRALIAN SOLDIER

The most effective way to show support is to send an email message to the troops. These messages are widely circulated and much appreciated by Defence members.

SENDING PARCELS TO DEPLOYED PERSONNEL

- ★ Members of the public wishing to send parcels to deployed personnel for Anzac Day are asked to ensure that packages are made up of non-perishable goods. In order to ensure an equitable distribution of parcels it is requested that all donations are gender-neutral, and be addressed to 'An Australian Defence Member', not to a specific job title, trade or unit member.
- ★ To ensure that all items are able to be delivered to our deployed forces, donors are advised to visit the Defence website for more information about requirements and restrictions.
- ★ Unfortunately Defence cannot accept care packages for Military Working Dogs or Explosive Detection Dogs due to strict care requirements relating to both their diet and their training programs.

For further information go to www.army.gov.au - under the Our Work Tab

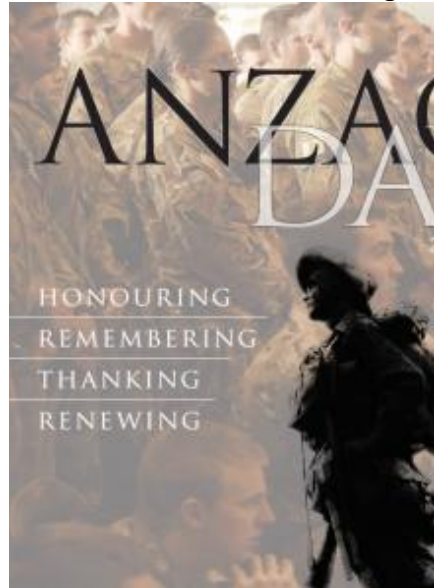


ANZAC DAY POSTERS

The Department of Veterans' Affairs produces Anzac Day posters every year commemorating a particular theme or anniversary. The challenge is to research a topic and design your own ANZAC Day Poster.


Poster #14

Commemorating the return of Australian forces from Afghanistan 2014



Poster #12

Commemorating Australian prisoners of war on the Burma-Thailand Railway 2013



SALUTING THEIR SERVICE 2016

Name: _____

Individual Challenges	Date Completed
	Date Badge Presented